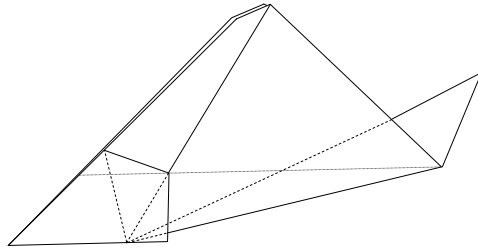
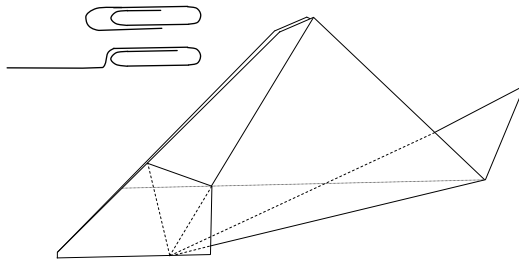


Spirit Paper Airplane Launch Modification

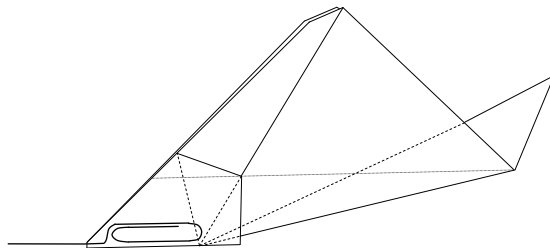
1) Construct a Spirit paper airplane with 20lb grade copy paper.



2) Cut approximately 1/8" or 4 mm off nose of plane and bend a small paperclip as shown.



3) Insert the pointed end of paperclip through one side of internal fold at nose of plane and before you push it too far, insert the other end into opposite internal fold. When done correctly the paperclip should firmly hold the plane together.



4) Bend the tip of the paperclip as shown and snip off excess if needed.

